

Northwest Atlantic



Fisheries Organization

Serial No. N4011

NAFO SCR Doc. 98/110

SCIENTIFIC COUNCIL MEETING - SEPTEMBER 1998

Growth Rate and Sexual Maturity in Co (*Gadus morhua*) and Atlantic Halibut (*Hippoglossus hippoglossus*)

by

O. R. Godø

Institute of Marine Research, P.O.Box 1870 Nordnes,
N-5024 Bergen, Norway

and

T. Haug

Norwegian College of Fishery Science, University of Tromsø, N-9073 Tromsø
Norwegian Institute of Fisheries and Aquaculture, N-9005, Norway

ABSTRACT

Variation in growth and reproduction dynamics of fish populations substantially affects production in wild as well as domesticated fish population. Identifying the intrinsic and environmental factors, which influence the dynamics of these traits is important both for stock assessment methodology and management of wild fish populations as well as for improving production in aquaculture.

In this paper the relationship between growth and maturation of cod and Atlantic halibut is described using data from spawning locations at the Norwegian coast. Both species show an inverse relationship between immature growth and age/size at first spawning. Long term trends may be connected to climatic changes as well as to the increased exploitation experienced in this century. Short term variation may be caused by abrupt changes in the conditions for growth, e.g. due to temperature shifts and/or variation in prey abundance.

INTRODUCTION

Traditionally, cod (*Gadus morhua*) and Atlantic halibut (*Hippoglossus hippoglossus*) are important commercially exploited species in Norway. Overexploitation and recent developments in marine aquaculture has also actualised their domestication (Haug

1990; Tilseth 1993). Both the age/size at onset of maturation and the growth rate are important stock parameters for reliable assessment and prediction of commercially exploited fish species. These parameters are also of crucial importance in aquaculture and set the limits on the commercial potential of the species.

The scientific literature has not reached a consensus over whether organisms mature at a fixed age or at a fixed size. According to Stearns and Crandall (1984) they probably do neither, in that selection seems to operate on the shape of age – size maturation trajectories. Over some portions of these trajectories, organisms mature at a fixed size. Over other portions, organisms mature at a fixed age. In a study of several flatfish species, Roff (1982) suggested that age could be more important than size for early maturing species and vice versa for late maturing species. According to Stearns and Crandall (1984) it is only by considering maturation events occurring across a wide range of growth rates that one can perceive the shape of the whole trajectories.

Growth rates of fish are density-dependent, and vary with factors such as temperature, food availability and exploitation (see Beverton and Holt 1959, Bromley 1989). The heavily exploited stocks of northeast Arctic cod and Atlantic halibut in Norwegian waters have exhibited considerable variation in growth this century. Jørgensen (1990) demonstrated a considerable decrease in both the age and size at onset of maturation that occurred simultaneously with increased fishing pressure. Reduced age at maturity following overexploitation is even more pronounced for the halibut (Haug and Tjelmsland 1986). In this species considerable reductions in male length at maturity have been observed between two time periods (Jakupsstovu and Haug 1988). These results may suggest some kind of relationship between growth rate and sexual maturity for these species. Accumulation of age and size information from different periods with varying stock abundance permits analysis of this relationship, which is also the main objective of this paper.

Fish need extra energy to be able to start the maturation process. The energy has to be obtained by predation or by using accumulated energy in the body tissue (Love 1970). It is thus hypothesised that the onset of maturation is initiated when the fish accumulate enough energy per unit of time and/or have enough reserves of energy in the body tissue to be able to fulfil maturation and spawning in the coming season, i.e. at a satisfactory maturation condition.

MATERIAL AND METHODS

Coastal cod and northeast Arctic cod are caught together on the same spawning grounds in Norwegian waters but are considered two management units. In this paper coastal cod and northeast Arctic cod taken from three major spawning areas off the Norwegian coast in 1983 (Møre, Lofoten and Troms, see Figure 1, Table 1) are studied. The two types of cod are distinguished from differences in the otolith zonation (Rollefsen 1933). Data from all major fishing gears are pooled under the assumption that this minimises the effect of gear selectivity. Only data from March and April (the main spawning season, see Pedersen 1984) have been used. Comparison with data from a time series (1932 – 1987) has become possible through utilisation of the same database as applied by Jørgensen (1990; 1992). Males and females are pooled.

Atlantic halibut from one spawning area off North Norway (Sørøysundet, see Figure 1) is studied based on samples from the research gill net spawning fishery (January-February) in 1957 and 1981-1986 (Table 2) (see Haug and Tjemsland 1986). Females are scarce in gillnet catches during the spawning season, and therefore data from males only are analysed here.

For both the above species total length was measured and sagittal otoliths were sampled for age determination. Rollefsen (1933) observed that the character of the most recent annual rings in cod otolith varied among mature individuals at the spawning grounds. The larger and older individuals exhibited an increasing number of narrow and distinct zones. Corresponding to this change in the otoliths, the growth of the cod was reduced, and Rollefsen (1933) interpreted these changes as a result of maturation. Devold (1938), although not so pronounced as for cod, observed similar changes, in halibut otoliths. In the present paper, changes in otolith structure were used as a criterion for determination of age at sexual maturity in both cod and halibut. The studied fish were caught during the spawning season, and all fish with running or maturing gonads but without narrow otolith zones were considered first time spawners.

Fish with one or several narrow otolith zones were interpreted as multiple spawners and omitted from the analysis.

Length at first spawning divided by age is used as an index of immature growth for both species.

RESULTS

Atlantic cod

The age and length span at which coastal cod matured in 1983 (3-8 years and 45-91cm), was generally lower than for north-east Arctic cod (5-10 years and 58-105cm) (Figure 2a). Both the 1983 data and the time series 1932-1987 show that length at maturation increase with increasing age (Figures 2a-3a). The observation from the time series tend to show lower values for the oldest fish, and do also include data up to age 14 compared to age 10 in 1983. Standard deviation measurements from the 1983 data and the spread of the time series points indicate considerable variability (Table 1, Figure 3).

The immature growth calculations indicate an inverse relationship with age at maturation (Figures 2b and 3b). Power curves describe the relationships reasonably well. The time series indicate slower average growth for the older fish.

Atlantic halibut

There is a considerable difference in age and length span at maturation of Atlantic halibut from the two investigated periods, i.e. male halibut matured in 1957 at age 9 to 15 years while in the 1980's at age 5 to 10 years (Figure 4). The inverse relationship between immature growth and age at maturation as found for cod, is also demonstrated for halibut (Figure 4b), and the data fit well into a common power curve.

DISCUSSION

Previous studies have demonstrated simultaneous changes in growth and age at maturation for both northeast Arctic cod (Hysten and Nakken 1985, Jørgensen 1988, Anon 1989) and Atlantic halibut (Haug and Tjemsland 1986), and may thus indicate some kind of relationship between these parameters. The present results demonstrate that maturation of cod and halibut do not occur at fixed/critical sizes or ages and thus support the suggestions of Stearns and Crandall (1984). Our data show an inverse relationship between age/size at maturation and immature growth of both species. The trends are well described by a power curves (Figures 2 and 4). Thus, rapidly growing individuals, which attain maturity at the lower ages, will mature at shorter average lengths than the more slow-growing and late-maturing individuals.

The discrepancy between the two sets of cod data is partly because coastal cod is included in the 1983 data. Furthermore the time trend in the data of northeast Arctic cod, described by Jørgensen (1988), influence the relationship. For these data the selective properties of long lines will favour the smaller individuals of the oldest fish. The basis for including coastal cod in the 1983 data set can be questioned. Coastal cod and northeast Arctic cod have very different age and size at maturation, but a possible genetic difference is disputed (Møller, 1968,1969; Mork 1985; Mork *et al.* 1985; Fevolden and Pogson 1998). In this paper, however, we want to illustrate the more general relationship between growth and maturation, which is not necessarily dependent of the stock identity/ management unit question. By extrapolating the curve in Figure 2 to the left, it is indicated that a growth rate of about 20cm per year is necessary to obtain maturation at age 2. This is reasonably close to what has been observed in laboratory studies (Godø and Moksness 1987).

Unfortunately the halibut material did not include females in sufficient numbers to complete the analyses of this species. Available data on female halibut indicate that maturation occurs at similar average sizes (110-120cm) independent of area and time period (McCracken 1958, Rae 1959, Bowering 1986, Jakupsstovu and Haug 1988). A sex differentiation may thus be indicated. However, with the problems involved in sampling females representatively, no firm conclusion can be drawn.

For both species, growth seems to approach an asymptotic value with increasing age at maturation. Possibly there is an age at which a species will always have the potential for reaching sexual maturity. In this case the outcome (maturation/no maturation) will be determined by the condition for growth in the season prior to spawning. The philosophy behind all fish aquaculture is to produce as much fish as possible in the shortest possible time. Increased growth rate is therefore desirable. The results presented here reveal that an increased growth rate in cod and halibut most probably will be accompanied by a subsequent decrease in age and size at sexual maturity. Since it is not economically feasible to rear the species beyond sexual maturity, the prospect of reduced size at maturity following increased growth may particularly indicate the necessity of selective breeding experiments in order to increase the aquaculture potential of both species.

Considerable individual variation in growth of immatures is known to occur for cod (Jørgensen 1992) and halibut (Jespersen 1917). The relatively high variability in the results (Table 1 and Figure 2 - 4) is therefore not unexpected. Furthermore, from laboratory studies it is indicated that growth and age at maturation in cod respond quickly to improved rearing conditions by increased growth and a reduced age at maturation (Godø and Moksness 1987). Laboratory experiments also show that immature Atlantic halibut, when given sufficient food, may increase their annual growth rate substantially (Haug *et al.* 1989). The investigated cod and halibut stocks, which naturally occur over vast areas off the Norwegian coasts (Bergstad *et al.* 1987, Haug 1990), spend their immature life under variable growing conditions (Loeng 1989). The distribution and growth of immature cod is dependent on temperature distribution and the location and movements of fronts between water masses (Nakken and Raknes 1987). Along with environmental changes, food availability may also shift rapidly (Mehl 1991). Combined, these factors may certainly influence growth and thus the maturation conditions for cod as well as for halibut. This could be an important causal factor for short term variation in age/size at maturation.

Having seen that changes in growth rate most probably will cause changes in age and size at maturity, is it possible to find reasonable explanations to the observed long-term

changes in age at maturity? The northern and eastern nursery grounds of the Barents Sea - Svalbard region are the areas with the coldest waters and slowest growth. Atlantic halibut inhabited some of these oceanic grounds before stock depletion (Haug 1990). Since 1981 juveniles have been absent here (Norwegian ground fish surveys unpubl. results). Similarly for cod, the proportion of spawners from the northern and eastern oceanic nursery areas may have been reduced in the mature population as a result of the strong increase of trawling in these areas after World War II (Sætersdal and Høyen 1964, Bergstad *et al.* 1987). This is also the period with the most notable decrease in age at first spawning (Jørgensen 1988). It is thus plausible that the main recruitment to the investigated spawning areas, particularly for halibut, in the 1980's to a greater extent came from the more southern and warmer parts of the nursery areas compared to earlier. In recent decades both these stocks have been reduced (Bergstad *et al.* 1987, Haug 1990) simultaneously with other presumed competitors like haddock (Bergstad *et al.* 1987) and Greenland halibut (Godø and Haug 1989). This may have reduced both intra- and inter-specific competition. In combination, these factors may have improved living condition for both species and thus reduced the time necessary for accumulating enough energy to start the maturation process.

ACKNOWLEDGEMENTS

We are grateful to T. Jørgensen, Institute of Marine Research, who gave us access to his detailed historic data on cod. Valuable comments and suggestions to this manuscript from T. Marshall, Institute of Marine Research and O.T. Albert, Norwegian Institute of Fisheries and Aquaculture, were much appreciated.

REFERENCES

- ANON 1989. Report of the Arctic Fisheries Working Group. Copenhagen, 20-29
September 1988. *Coun. Meet. int. Coun. Explor. Mer*; 1989(Assess:4):1-171.

- Bergstad, O.A., Jørgensen, T., and Dragesund, O. 1987. Life history and ecology of the gadoid resources of the Barnts Sea. *Fish. Res.* 5: 119-161.
- Beverton, R.J.H. and Holt, S.J. 1959. A review of the life-spans and mortality rates of fish in nature, and their relation to growth and other physiological characteristics. *CIBA Found., Colloq. Ageing* 5: 147-177.
- Bowering, W.R. 1986. The distribution, age and growth and sexual maturity of Atlantic halibut (*Hippoglossus hippoglossus*) in Newfoundland and Labrador area of Northwest Atlantic. *Can. Tech. Rep. Fish. Aquat. Sci.* 1432: iv+34p.
- Bromley, P.J. 1989. Evidence for density-dependent growth in North Sea gadoids. *J. Fish Biol.* 35: 117-123.
- Devold, F. 1938. The North Atlantic halibut and net fishing. *FiskDir. Skr. Ser. HavUnders.* 5(6):1-47.
- Fevolden, S.E. and Pogson, G.H. 1998. Genetic divergence at the synaptophysin (Syp D) locus among Norwegian coastal and north-east Arctic populations of Atlantic cod. *J. Fish Biol.*, 51: 895-908
- Godø, O.R. and Haug, T. 1989. A review of the natural history, fisheries, and management of Greenland halibut (*Reinhardtius hippoglossoides*) in the eastern Norwegian and Barents Sea. *J. Cons. Int. Explor. Mer* 46: 62-75.
- Godø, O.R. and E. Moksness. 1987. Growth and Maturation of Norwegian Coastal Cod and Northeast Arctic Cod under Different Conditions. *Fish. Res.*, 5: 235-242.
- Haug, T. 1990. Biology of the Atlantic halibut *Hippoglossus hippoglossus* (L., 1758). *Adv. Mar. Biol.*, 26: 1-70.
- Haug, T., Huse, I., Kjørsvik, E., and Rabben, H. 1989. Observations on the growth of juvenile Atlantic halibut (*Hippoglossus hippoglossus* L.) in captivity. *Aquaculture* 80: 77-86.

- Haug, T. and Tjemsland J. 1986. Changes in size- and age-distributions and age at sexual maturity in Atlantic halibut, *Hippoglossus hippoglossus*, caught in North Norwegian waters. *Fish. Res.* 4: 145-155.
- Hylen, A. and O. Nakken. 1985. Stock size of north-east Arctic cod, estimates from survey data 1984/1985. *Coun. Meet. int. Coun. Explor. Sea, 1985(G.67)*:1-14.
- Jakupsstovu, S.H. and Haug, T. 1988. Growth, sexual maturation, and spawning season of Atlantic halibut, *Hippoglossus hippoglossus*, in Faroese waters. *Fish. Res.* 6: 201-215.
- Jespersen, P. 1917. Contribution to the life history of the North Atlantic halibut (*Hippoglossus hippoglossus* Flem.). *Medd. Kommu Havunders., Ser. Fisk.* 5(5):1-32.
- Jørgensen, T. 1990. Long-term changes in age at sexual maturity of Northeast Arctic cod (*Gadus morhua* L.). *J. Cons. int. Explor. Mer.* 46: 235-248
- Jørgensen, T. 1992. Long-term changes in growth of North-East Arctic cod (*Gadus morhua*) and some environmental influences. *ICES J. Mar. Sci.* 49: 263-277
- Loeng, H. 1989. 1989. The influence of temperature on some fish population parameters in the Barents Sea. *Journal of Northwest Atlantic Fishery Science*, 9 103-113.
- Love, R.M. 1970. *The chemical biology of fishes*. Academic Press. London.
- McCracken, F.D. On the biology and fishery of the Canadian Atlantic halibut, *Hippoglossus hippoglossus* L. *J. Fish. Res. Board. Can* 15:1269-1311.
- Mehl, S. and Sunnanå, K. 1991. Changes in growth of Northeast Arctic cod in relation to food consumption in 1984-1988. *ICES Mar.Sci.Symp.*, 193: 109-112.
- Møller D. 1968. Genetic diversity in cod. *Hereditas* 60:1-32.

- Møller D. 1969. The relationship between Arctic cod and coastal cod in their immature stages illustrated by frequencies of genetic characters. *FiskDir. Skr. Ser. HavUnders.* 15:220-223.
- Mork, J., Ryman, N. Ståhl, G. Utter, F., and Sundnes, G. 1985. Genetic variation in Atlantic cod (*Gadus morhua* L.) throughout its range. *Can. J. Fish. Aquat. Sci.* 42: 1580-1587.
- Mork, J. 1985. *Biochemical genetic studies in fish. A summary of results from some recent studies in fisheries biology.* Dr. Philos. Thesis, University of Trondheim. Trondheim.
- Nakken, O. and Raknes, A. 1987. The distribution and growth of northeast arctic cod in relation to bottom temperatures in the Barents Sea, 1978-1984. *Fish. Res.*, 5: 243-252.
- Pedersen, T. 1984. Variation of peak spawning of Arcto-Norwegian cod (*Gadus morhua* L.) during the time period 1929-1982 based on indices estimated from fishery statistics. *Floedevigen rapp.*, 1: 301-316
- Rae, B.B. 1959. Halibut - observations on its size at first maturity, sex ratio and length/weight relationships. *Mar. Res., Scot.* 1959(4):1-19.
- Roff, D.A. 1982. Reproductive strategies in flatfish: a first synthesis. *Can. J. Fish. Aquat. Sci.* 39: 1686-1698.
- Rollefsen, G. 1933. The Otoliths of the Cod. *FiskDir. Skr. Ser. HavUnders* 4(3):1-18.
- Stearns, S.C. and Crandall, R.E. 1984. Plasticity for age and size at sexual maturity: a life-history response to unfavourable stress. Pp. 13-33 in Potts, G.W. and Wootton, R.J. (eds) *Fish Reproduction* Academic press, London.
- Sætersdal, G. and Hysten, A. 1964. The Decline of the Skrei Fisheries. (A review of the landing statistics 1866-1957 and an evaluation of the effects of the postwar increase in the total exploitation of the Arctic cod.). *FiskDir. Skr. Ser. HavUnders.*, 13(7): 56-69.
- Tilseth, S. 1993. Cold water round-fish species for aquaculture in the North Atlantic. *Spec. Publ. Eur. Aquacult. Soc.*, 19: 294.

Table 1. The Atlantic cod data from the Norwegian coast in 1983. N is sample size, L is mean length and SD standard deviation of the length at maturity. Area A, B and C according to Figure 1. Type CC is coastal cod AC is northeast Arctic cod.

Type	Area		3	4	5	6	7	8	9	10
CC	A	N		12	80	59	21	8		
		L		55.2	66.9	68.3	81.7	88.8		
		SD		4.8	5.5	5.7	6.9	9.9		
CC	B	N			26	73	37	15		
		L			63.9	68.7	79.0	91.6		
		SD			6.6	5.3	9.5	12.4		
CC	C	N	19	23	61	14				
		L	45.6	65.1	69.9	68.8				
		SD	7.6	7.2	7.6	6.8				
AC	A	N			15	116	332	497	66	5
		L			61.1	67.2	73.4	83.1	94.6	105.2
		SD			4.1	4.2	5.0	6.8	6.2	7.2
AC	B	N			3	223	809	890	122	6
		L			58.7	67.8	74.8	84.6	94.8	104.5
		SD			1.5	3.9	5.3	11.7	6.3	3.9
AC	C	N				15	182	211	67	23
		L				66.3	78.2	84.6	92.5	103.2
		SD				3.5	25.5	19.9	4.8	4.8

Table 2. The Atlantic halibut data from the Norwegian coast in 1957 and 1981/1986. N is sample size, L is mean length and SD standard deviation of the length at maturity.

Year		5	6	7	8	9	10	11	12	13	14	15
1957	N					5	6	10	11	19	6	7
	L					82.8	96.8	101.6	112.5	119.8	117.3	121.4
	SD					13.3	10.4	8.6	6.0	11.5	11.1	8.8
1981/	N	5	25	20	36	10						
1986	L	76.2	79.3	84.7	86.9	92.8						
	SD	6.4	15.9	19.3	15.9	17.7						

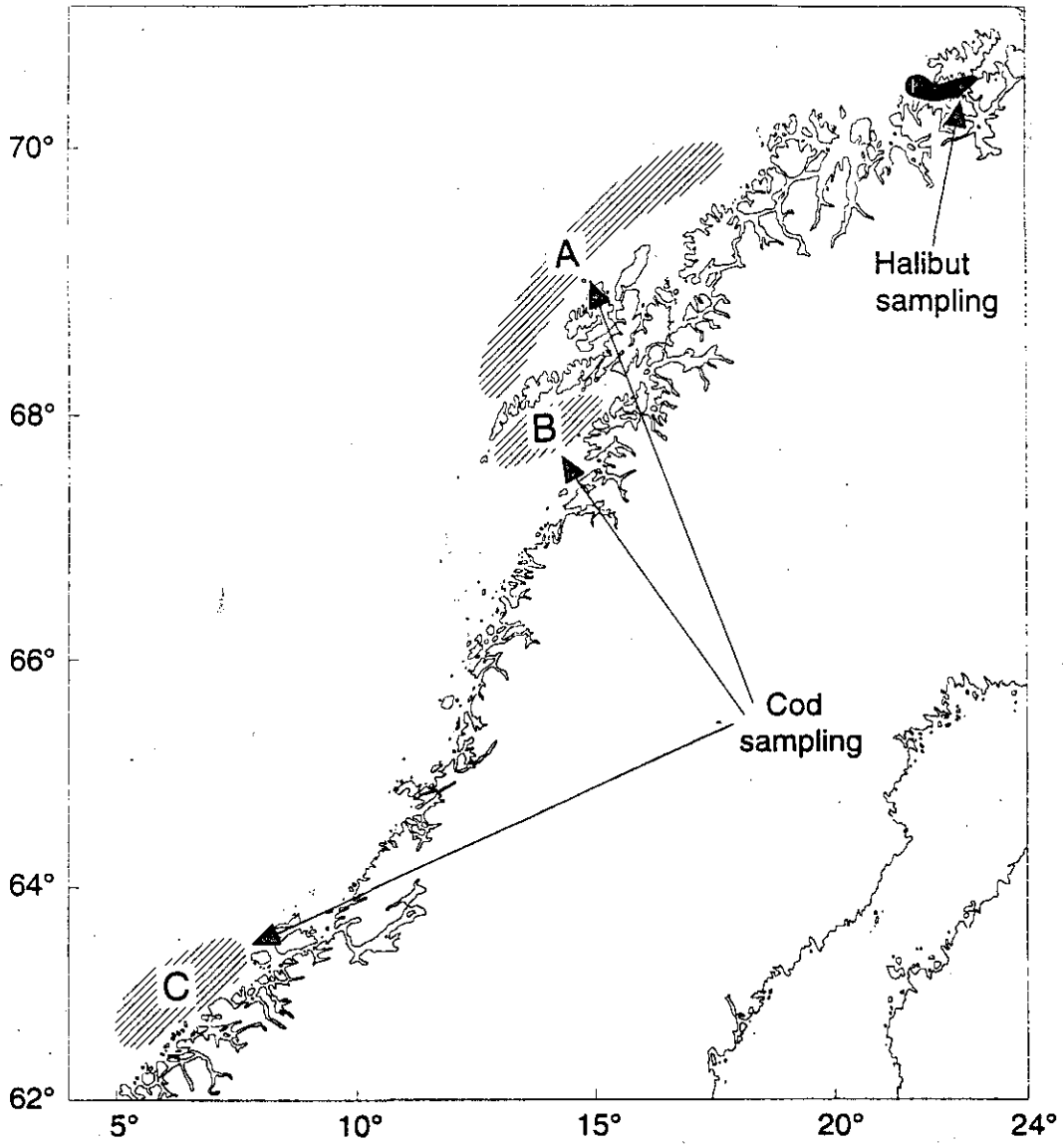


Figure 1. Sampling areas for cod and Halibut.

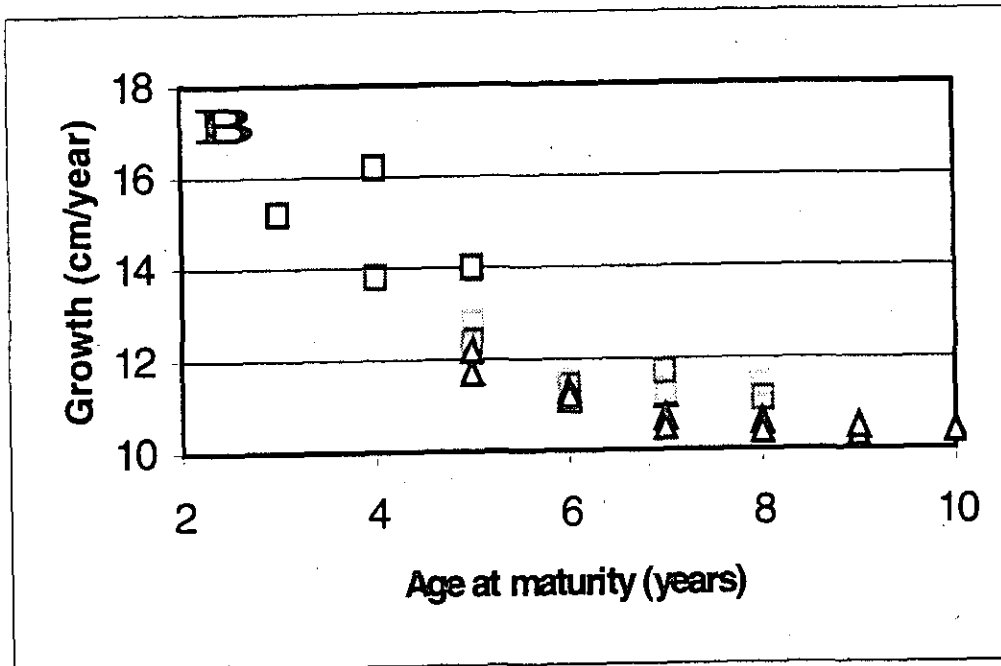
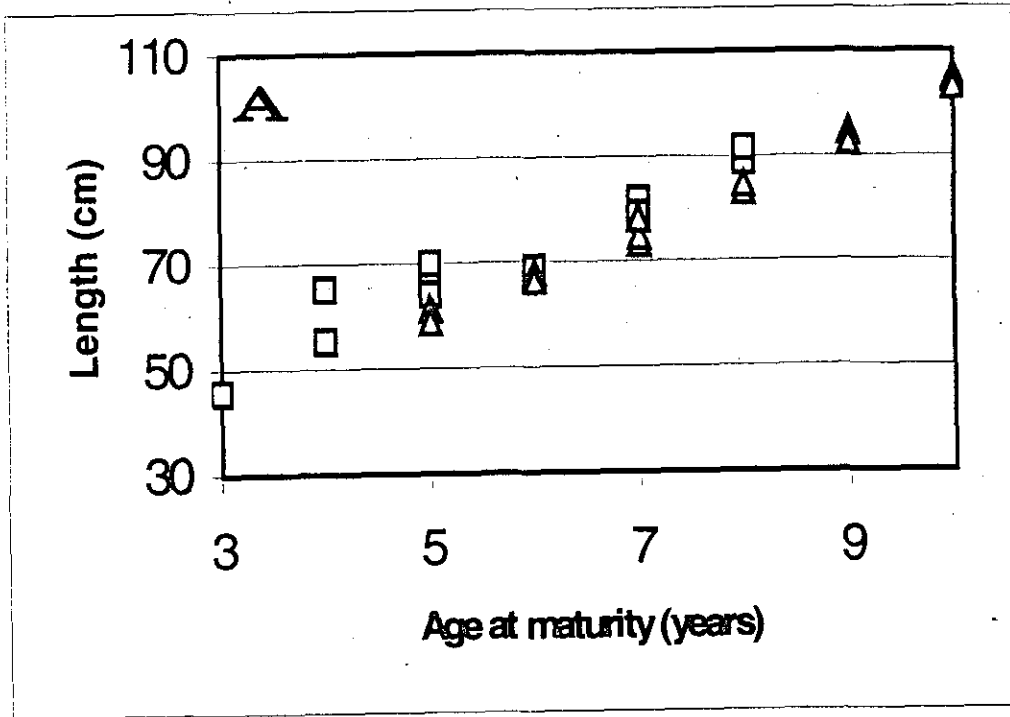


Figure 2. Cod. The relationships between length and age at maturity A), and growth rates and age at maturity B) as observed from data in 1983 for coastal cod (squares) and north-east Arctic cod (triangles).

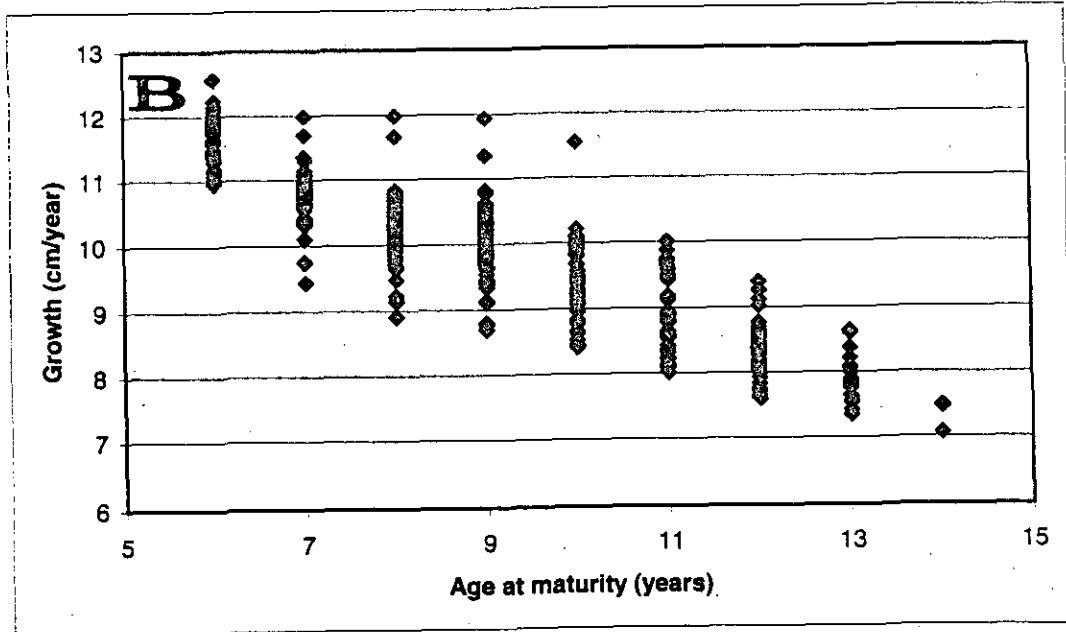
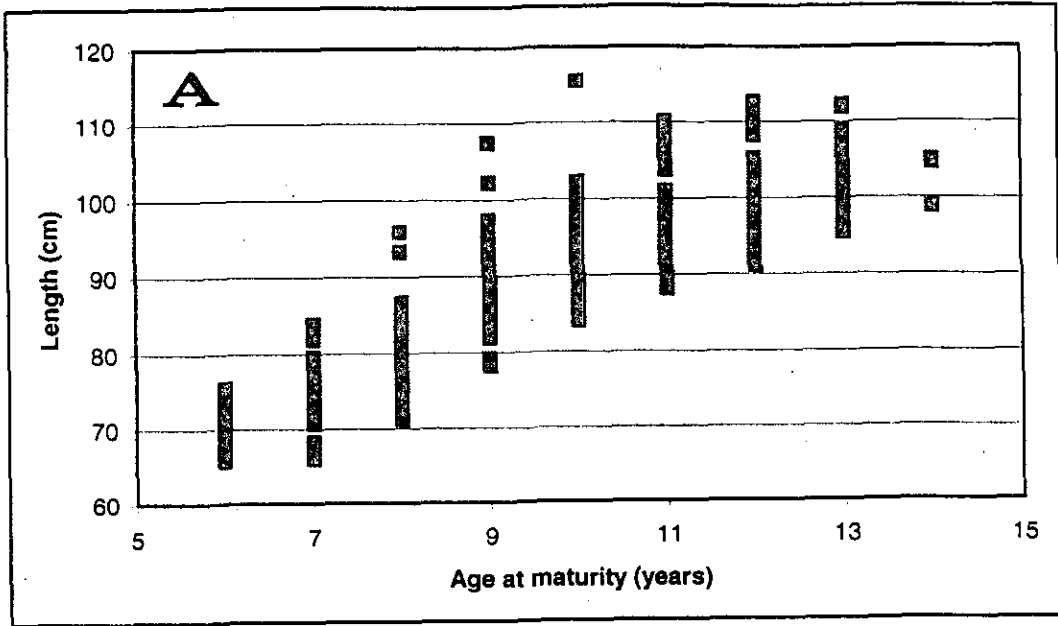


Figure 3. The relationships between length and age at maturity A), and growth rates and age at maturity B) as observed for north-east Arctic cod from the time series 1932-1987.

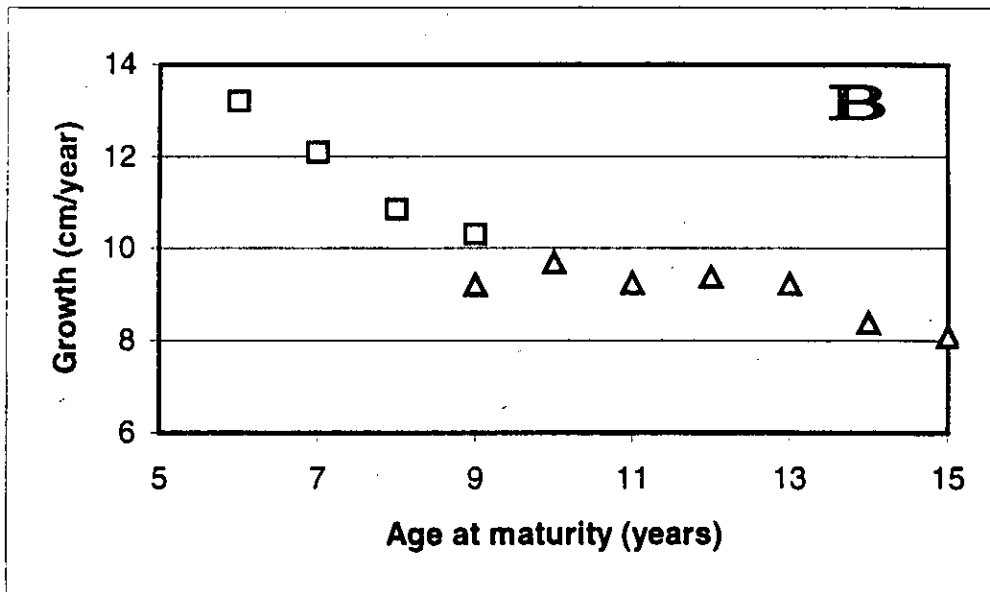
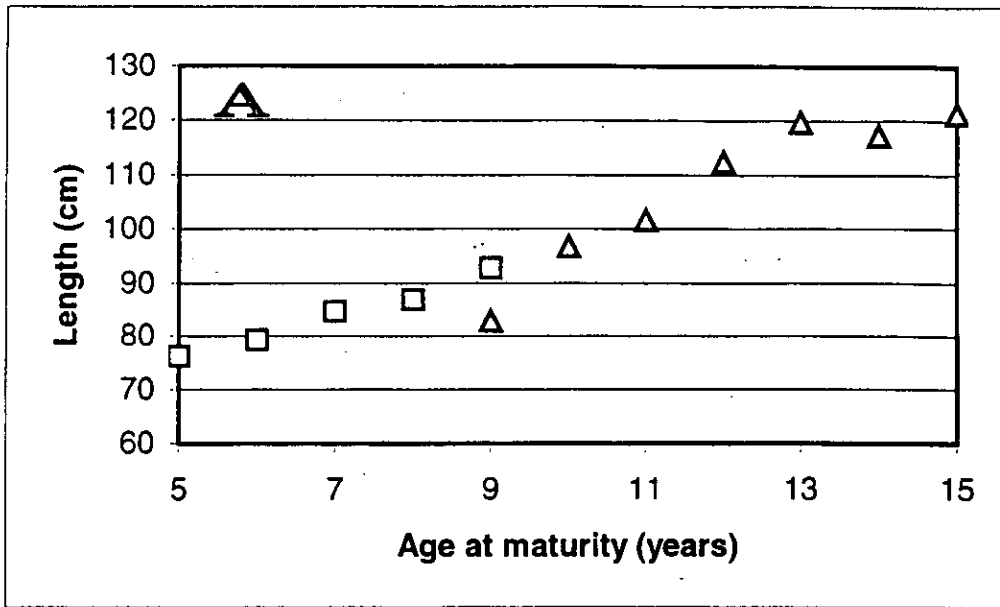


Figure 4. The relationships between length and age at maturity A), and growth rates and age at maturity B) for halibut as observed from data in 1957 (squares) and in the 1980ies (triangles).