



Serial No.2223
(A.a.4)

ICNAF Comm.Doc.69/6

ANNUAL MEETING - JUNE 1969

Simplified Guide to ICNAF Trawl Regulations
with authorized topside chafers, mesh gauges and mesh size differentials
(2 May 1969)

by the Executive Secretary

In accordance with the requirements of the 1968 Annual Meeting, the Executive Secretary has updated the Simplified Guide to the ICNAF Trawl Regulations with information provided to 2 May 1969. The Simplified Guide is attached as Appendix I.

As a reminder and ready reference, the four topside chafers authorized for use by the Commission in 1966 and 1967 (see ICNAF Notification Series Nos. 1, 17 March 1967, and 4, 28 July 1967) are described briefly in Appendix II. They are the ICNAF-type chafer, the modified ICNAF-type chafer, the multiple flap-type chafer and the large mesh (modified Polish-type) chafer.

In addition, the mesh measuring gauges and the mesh size differentials for different trawl mesh materials as authorized for use by the Commission in 1967 (ICNAF Notification Series No.3, 28 July 1967) are presented in Appendix III.

NOTE: This simplified guide is prepared for the benefit of those who need an easy reference to the ICAF trawl regulations. It does not have the force of law; those with questions of a legal nature must refer to the actual ICAF regulations in force and national implementing laws and regulations. Proposals adopted through the 1968 Annual Meeting are included; footnotes indicate major provisions which are not in force at time of preparation.

The Contracting Governments to the International Convention for the Northwest Atlantic Fisheries (hereinafter referred to as the Parties) have agreed as follows:

(1) To prohibit persons or vessels under their jurisdiction from using a trawl net or seine net for catching the species mentioned in paragraph (2) of these regulations which has a mesh size less than that mentioned in or determined under paragraph (3) except as provided in paragraph (8).

(2) These regulations shall apply to the following species:

- (a) in Subarea 1
- cod (*Gadus morhua* L.)
 - haddock (*Melanogrammus aeglefinus* (L.))
 - redfish (*Sebastes*)
 - halibut (*Hippoglossus hippoglossus* (L.))
 - witch (*Glyptocephalus cynoglossus* (L.))
 - American plaice (*Hippoglossoides platessoides* (Fab.))
 - Greenland halibut (*Reinhardtius hippoglossoides* (Walb.))
- (b) in Subarea 2
- cod (*Gadus morhua* L.)
 - haddock (*Melanogrammus aeglefinus* (L.))
 - redfish (*Sebastes*)
 - halibut (*Hippoglossus hippoglossus* (L.))
 - witch (*Glyptocephalus cynoglossus* (L.))
 - American plaice (*Hippoglossoides platessoides* (Fab.))
 - Greenland halibut (*Reinhardtius hippoglossoides* (Walb.))
- (c) in Subarea 3
- cod (*Gadus morhua* L.)
 - haddock (*Melanogrammus aeglefinus* (L.))
 - redfish (*Sebastes*), except in the statistical Div. 3N, 3O and 3P
 - halibut (*Hippoglossus hippoglossus* (L.))
 - witch (*Glyptocephalus cynoglossus* (L.))
 - yellowtail flounder (*Limanda ferruginea* (Storer))
 - American plaice (*Hippoglossoides platessoides* (Fab.))
 - Greenland halibut (*Reinhardtius hippoglossoides* (Walb.))
 - pollock (saithe) (*Pollachius virens* (L.))
 - white hake (*Urophycis tenuis* (Mitch.))
- (d) in Subarea 4
- cod (*Gadus morhua* L.)
 - haddock (*Melanogrammus aeglefinus* (L.))
 - flounders:
 - witch (*Glyptocephalus cynoglossus* (L.))
 - yellowtail flounder (*Limanda ferruginea* (Storer))
 - winter flounder (*Pseudopleuronectes americanus* (Walb.))
 - American plaice (*Hippoglossoides platessoides* (Fab.))
- (e) in Subarea 5
- cod (*Gadus morhua* L.)
 - haddock (*Melanogrammus aeglefinus* (L.))

(3) The minimum mesh sizes for nets measured with the gauge specified in paragraph (4) are:

- (1) for trawl nets made of manila when measured wet after use or their equivalents when measured dry before use
- (i) in Subarea 1 - 130 mm
- (ii) in Subareas 2, 3, 4 and 5 - 114 mm

(continued)

(2) for seine nets and for trawl nets made of materials other than manila such mesh sizes as the Commission may, on the basis of scientific advice as to selectivity equivalents, determine to be appropriate to the mesh sizes specified in sub-paragraph (1).

(4) Mesh sizes are measured by a flat wedge-shaped gauge having a taper of 2 cm in 8 cm and a thickness of 2.3 mm, inserted into the meshes under a pressure or pull of 5 kg(*).

(5) For the purpose of paragraph (1) the mesh size of the net shall be taken to be the average of the measurements of any series of twenty consecutive meshes, at least ten meshes from the lacings, in the codend beginning at the after end and running parallel to the long axis(**).

(6) No means or device may be used in any net under these regulations, other than those described in paragraph (7), which would obstruct the meshes of the nets or which would otherwise, in effect, diminish the size of the meshes.

(7)(**)(a) The Commission may approve devices to be attached to the upper side of the codend, based on scientific advice that the attached devices do not obstruct the meshes or reduce significantly the selectivity of the codend. Any approval so given may be withdrawn at any time on giving not less than twelve months' notice to the Contracting Governments.

(b) Any canvas, netting, or other material may be attached to the underside only of the codend of a net to reduce and prevent damage.

(8) (a) In order to avoid impairment of fisheries conducted primarily for species to which these regulations do not apply and which take incidentally small amounts of species to which these regulations do apply, regulated species as specified in sub-paragraph (c), may be taken with trawl nets having a mesh size less than that specified in paragraph (3).

(b) Regulated species may be taken in accordance with sub-paragraph (a) so long as such regulated species are not:

(1) in possession on board a vessel fishing primarily for non-regulated species in amounts in excess of the greater of either:

- (i) 2,268 kg for each, or
- (ii) 10 percent by weight for each,

or

(2) caught by such vessel, in any period of twelve months, in amounts in excess of 10 percent by weight for each regulated species of all trawl-caught fish taken by such vessel in that period of twelve months.

(c) The classes of regulated species to which this paragraph applies are:

(1) in Subarea 3 to:

- (i) cod
- (ii) haddock
- (iii) other species mentioned in paragraph (2)(c) taken together

(2) in Subarea 4 to:

- (i) cod
- (ii) haddock
- (iii) flounders, as mentioned in paragraph (2)(d)

(3) in Subarea 5 to:

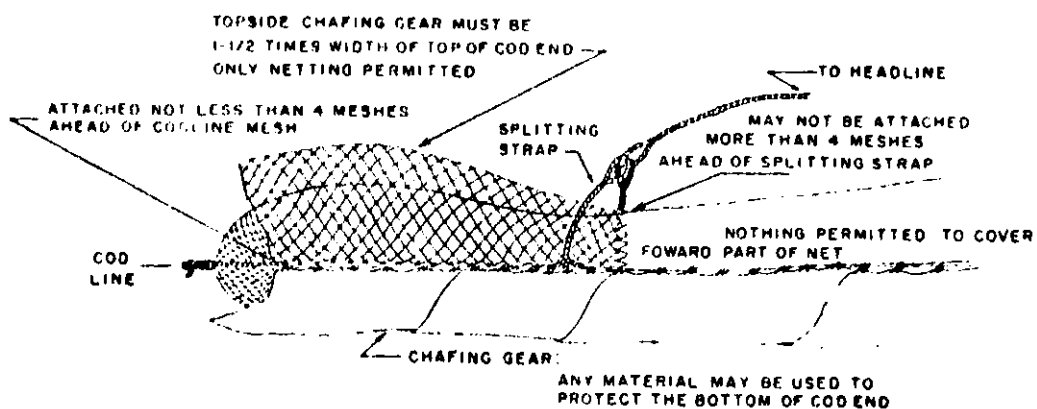
- (i) cod
- (ii) haddock

1. ICNAF-type topside chafer

Description

The ICNAF-type topside chafer, as described in the 1955 Commission proposals (amended in 1957) for Subareas 3, 4 and 5 and the 1961 proposals for Subareas 1 and 2, is a "rectangular piece of netting to be attached to the upper side of the cod-end of the trawl net to reduce and prevent damage so long as such netting conforms to the following conditions:

- (a) This netting shall not have a mesh size less than that specified [for the codends]. For the purposes of this subparagraph, the [specified] mesh size when measured wet after use shall be taken to be the average of the measurements of 20 consecutive meshes in a series across the netting, such measurements to be made with a like gauge inserted into the meshes as specified [for the codend mesh size measurements].
- (b) This netting may be fastened to the cod-end only along the forward and lateral edges of the netting and at no other place in it, and shall be fastened in such a manner that it extends forward of the splitting strap no more than four meshes and ends not less than four meshes in front of the cod line mesh.
- (c) The width of this netting shall be at least one and a half times the width of the area of the cod-end which is covered, such widths to be measured at right angles to the long axis of the cod-end."



2. Modified ICNAF-type topside chafer

Description

The modified ICNAF-type topside chafer, as defined in Article 7(2) (ii) of the 1946 Convention for the Regulation of the Meshes of Fishing Nets and Size Limits of Fish, is described as follows:

"[...it shall not be deemed unlawful...]

(ii) to attach a rectangular piece of netting to the upper side of the cod-end of a trawl net to reduce and prevent damage so long as such netting conforms to the following conditions:

- (a) this netting shall not have a mesh size less than that specified for the net itself;
- (b) the netting may be fastened to the cod-end only along the forward and lateral edges of the netting and at no other place in it, and shall be fastened in such a manner that it extends forward of the splitting strop no more than four meshes and ends not less than four meshes in front of the cod-line mesh; where a splitting strop is not used the netting shall not extend to more than one-third of the cod-end measured from not less than four meshes in front of the cod-line mesh;
- (c) the number of meshes in the width of the netting shall be at least one and a half times the number of meshes in the width of that part of the cod-end which is covered, both widths being taken at right angles to the long axis of the cod-end."

Note:

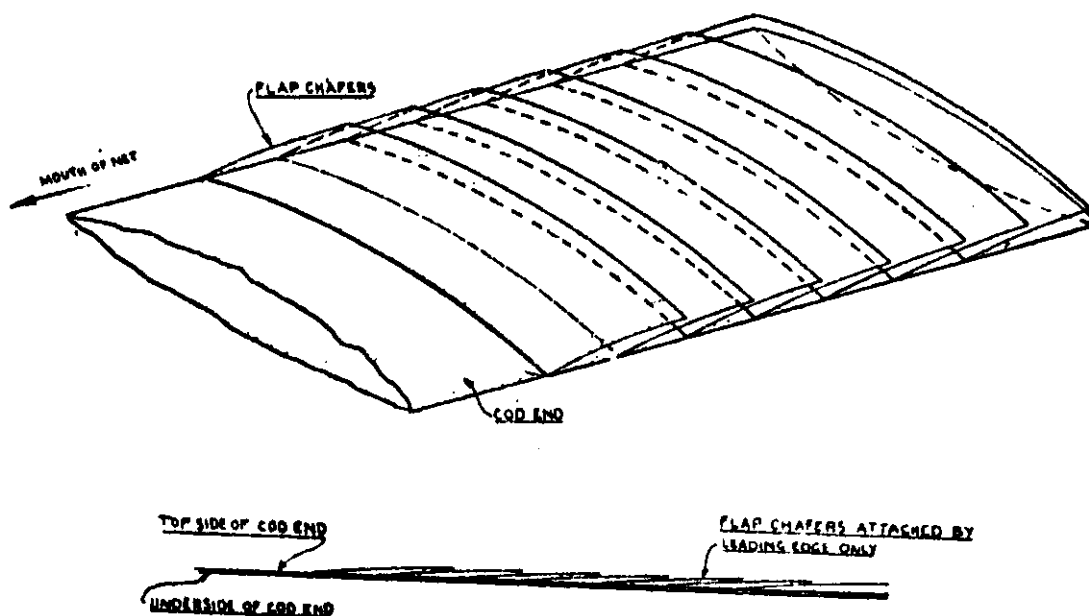
This topside chafer differs from the ICNAF-type chafer only in that it prescribes the extent of the topside chafer netting where a splitting strop is not used. See latter half of sub-paragraph (b) above.

3. Multiple-flap type topside chafer

Description

The multiple-flap type topside chafer is defined in the United Kingdom statutory regulations as "pieces of netting have in all their parts meshes the dimensions of which, whether the pieces of netting are wet or dry, are not less than those of the meshes of the net to which they are attached: provided that:

- (i) each piece of netting
 - (a) is fastened by its forward edge only across the cod-end at right angles to its long axis;
 - (b) is of a width of at least the width of the cod-end (such width being measured at right angles to the long axis of the cod-end at the point of attachment), and
 - (c) is not more than ten meshes long; and
- (ii) the aggregate length of all the pieces of netting so attached does not exceed two-thirds of the length of the cod-end."



4. Large-mesh (modified Polish-type) topside chafer

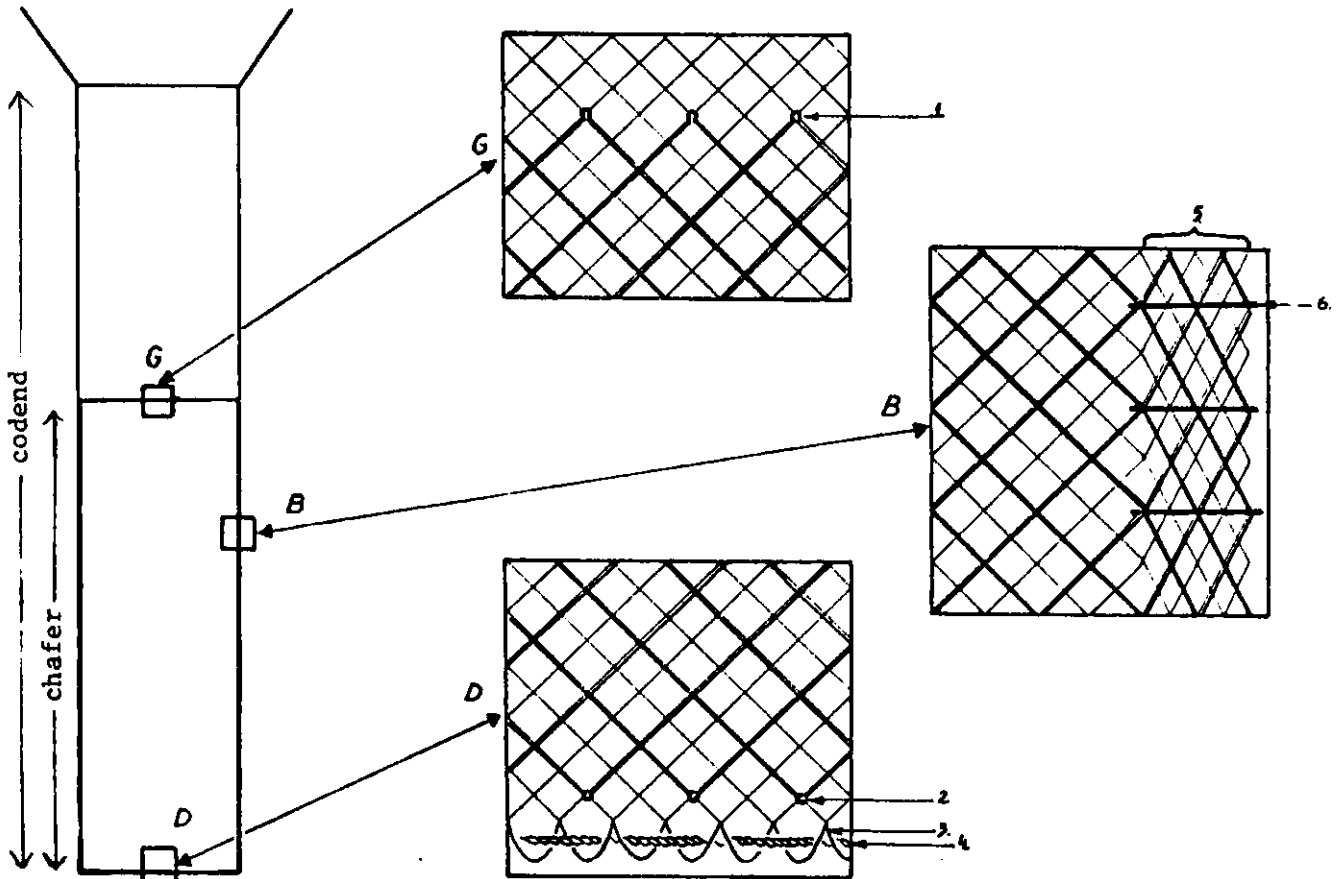
Description

The large-mesh topside chafer approved by the Commission as the Polish-type chafer at the 1966 Annual Meeting and with modifications approved at the 1967 Annual Meeting consists, in general, of a rectangular piece of netting attached to the rear portion of the upper side of the codend and extends over all or any part of the upper side of the codend and has in all its parts a mesh size twice as large as the mesh size of the codend and a width the same as the codend. The netting is fastened to the codend along the forward, lateral and rear edges of the netting in such a way as to secure that the meshes of the netting exactly overlap the meshes of the codend. The netting is made of the same twine material and size as that of the codend.

Example 1 (chafer covering three-fifths length of codend)

This example of an authorized large-mesh chafer is the Polish-type chafer as recorded in a paper by W. Strzyzewski on "The Effects of the Use of Chafing Gear on Selection Factor" (ICNAF Res.Doc.66/21) and described in Appendix E of ICNAF Notification Series No.1

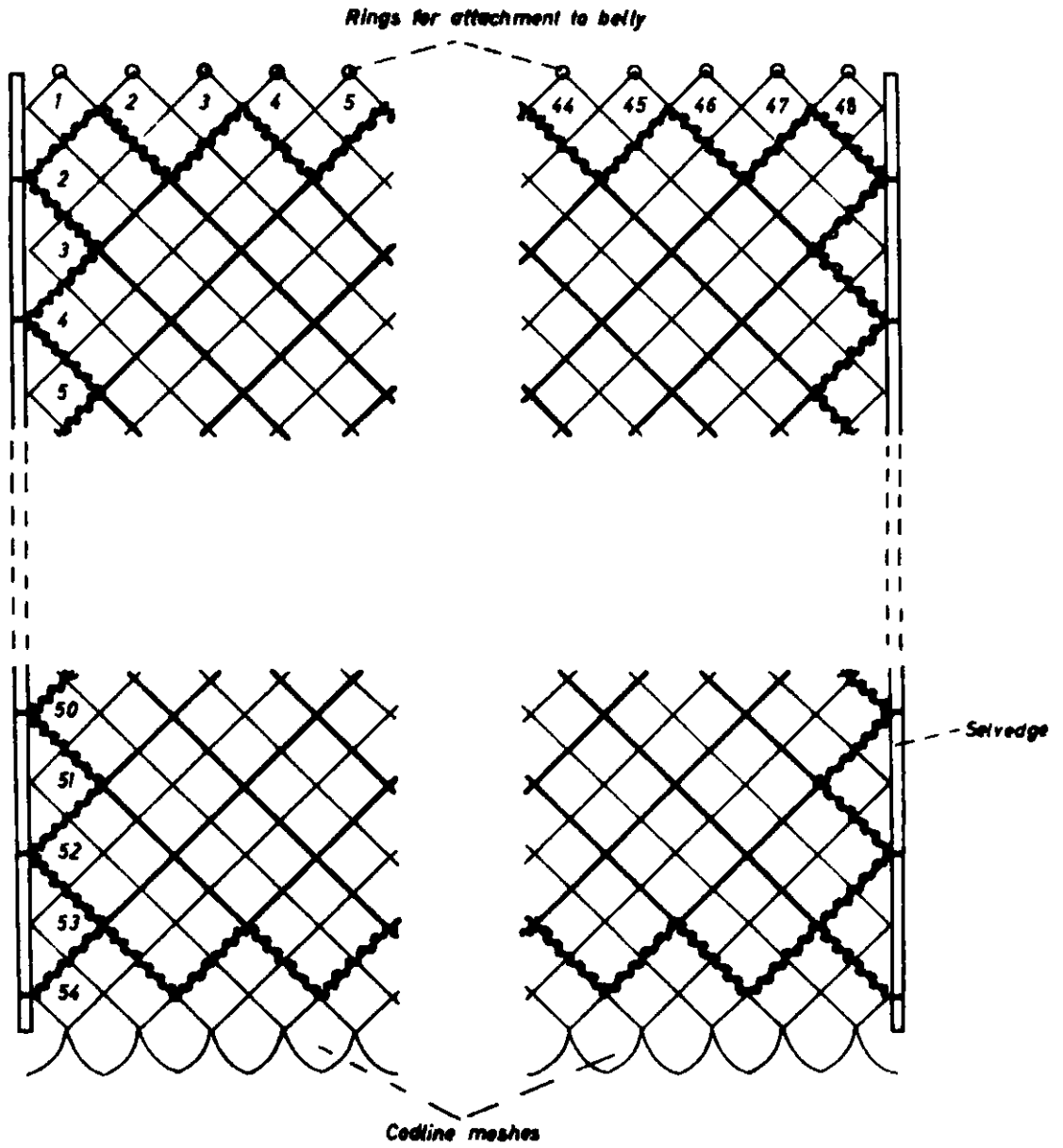
Selection factors 3.92 (without chafer)
3.77 (with chafer)



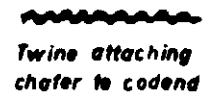
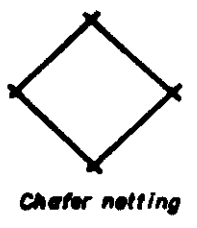
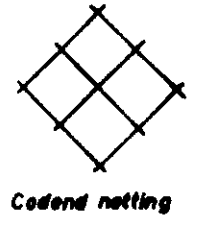
Polish-type (large-mesh) chafer showing method of rigging

Example 2 (chafer covering whole length of codend)

This example of an authorized large-mesh chafer is described in detail by H. Bohl of the Institut für Fangtechnik, Hamburg, Fed. Rep. Germany, in his paper "Selection experiments with a large-meshed topside chafer" (ICNAF Res.Doc.67/32). The chafer tested was 224 mm mesh size attached to a codend of 118 mm mesh size, 54 meshes long and 48 meshes wide. Both the chafer and the codend were made of double-braided polyamide twine. Details of the manner in which the chafer was fitted to the codend are shown below.



Large-mesh chafer with
twine attaching, as described
by Bohl, 1967.



Authorized mesh measuring gauge and mesh size differentials in the Convention Area

1. Contracting Governments are herewith notified that, in accordance with decisions taken by the Commission at its 1967 Annual Meeting and until further decisions by the Commission

(a) the ICNAF mesh measuring gauge, as specified in the international trawl regulations, is the only mesh measuring gauge authorized for use in the trawl fisheries in the Convention Area

(1967 Meeting Proceedings No.17, 22 and 23)

and

(b) the following mesh size differentials for different trawl mesh materials in relation to 130 mm mesh size for manila in Subarea 1 and 114 mm mesh size for manila in Subareas 2-5 are approved pursuant to the Commission's 1964 proposals for the international regulation of trawl fisheries which came into force in Subarea 5 on 21 October 1965 and pursuant to any other proposals which may come into force in other subareas:

Part of Convention Area	Type of Net	ICNAF Gauge
Subarea 1	Seine Net	110 mm (4 3/8 in)
	Such part of any trawl net as is made of cotton, hemp, polyamide fibres or polyester fibres	120 mm (4 3/4 in)
	Such part of any trawl net as is made of manila or any other material not mentioned above	130 mm (5 1/8 in)
Subareas 2-5	Seine Net	100 mm (4 in)
	Such part of any trawl net as is made of cotton, hemp, polyamide fibres or polyester fibres	105 mm (4 1/8 in)
	Such part of any trawl net as is made of manila or any other material not mentioned above	114 mm (4 1/2 in)

(1967 Meeting Proceedings No.15, 17, 22 and 23)