



Serial No. 2175  
(D.c. 7)

ICNAF Res. Doc. 69/38

ANNUAL MEETING - JUNE 1969

Cod Length Conversion Factors for Flemish Cap  
(ICNAF Division 3M)

by A. T. Pinhorn

Fisheries Research Board of Canada

Biological Station, St. John's, Newfoundland

Standard, extreme total and fork lengths, as outlined in May and McCracken (1966), were measured to the nearest cm for a sample of 153 cod taken on Flemish Cap in August 1968. Least squares regression equations are shown in Fig. 1-3.

No other comparisons of standard, total and fork lengths for cod could be found in the literature. Rojo (1957), Livingstone (1957), May and McCracken (1966) and Wells (1967) made similar comparisons for haddock from different areas.

References

- Livingstone, Robert Jr., MS, 1957. Conversion of total length to fork length for Subdivision 5Z haddock. *Ann. Meet. int. Comm. Northw. Atlant. Fish.*, 1957, Res. Doc. No. 34, Ser. No. 484, 1 p.
- May, A. W. and F. D. McCracken. 1966. Fish length measurement and proposals for uniformity. *Fish. Res. Bd. Canada MS Rept. Biol.* No. 873, 19 pp.
- Rojo, Alfonso, MS, 1957. Some biometrical relations for cod and haddock of the Grand Bank of Newfoundland. *Ann. Meet. int. Comm. Northw. Atlant. Fish.*, 1957, Res. Doc. No. 7, Ser. No. 445, 6 pp.
- Wells, Richard, MS, 1967. Haddock length conversion factors for St. Pierre Bank. *Ann. Meet. int. Comm. Northw. Atlant. Fish.*, 1967, Res. Doc. No. 67, Ser. No. 1877, 3 pp.

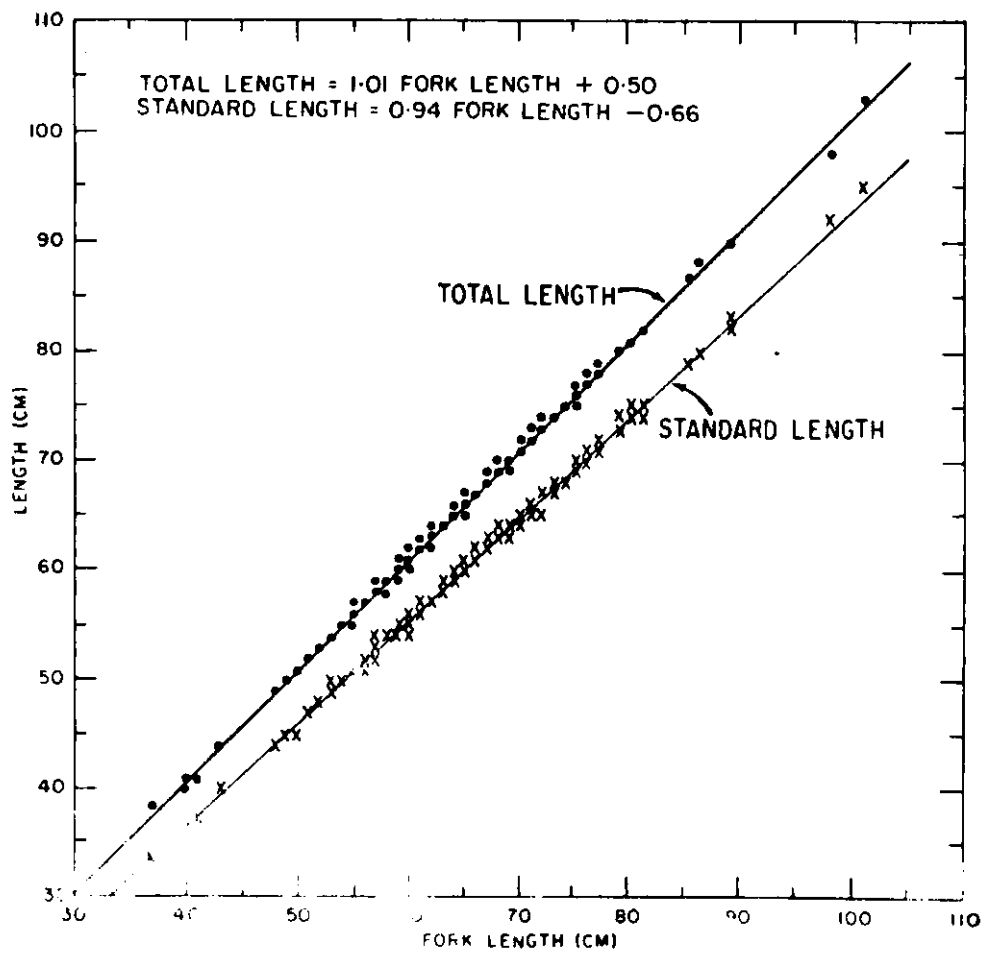


FIG. 1. Regressions of total and standard lengths on fork length of cod from Division 3M.

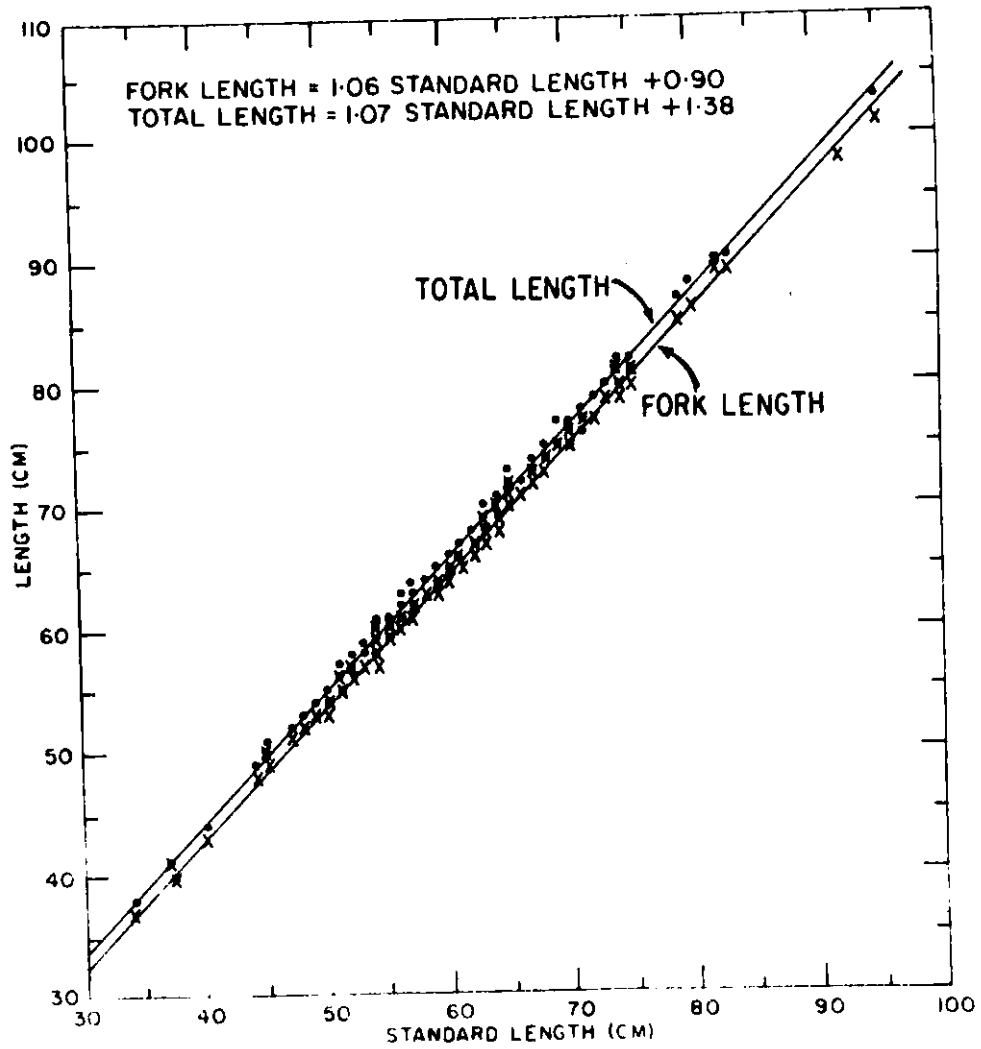


Fig: 2. Regressions of total and fork lengths on standard length of cod from Division EM.

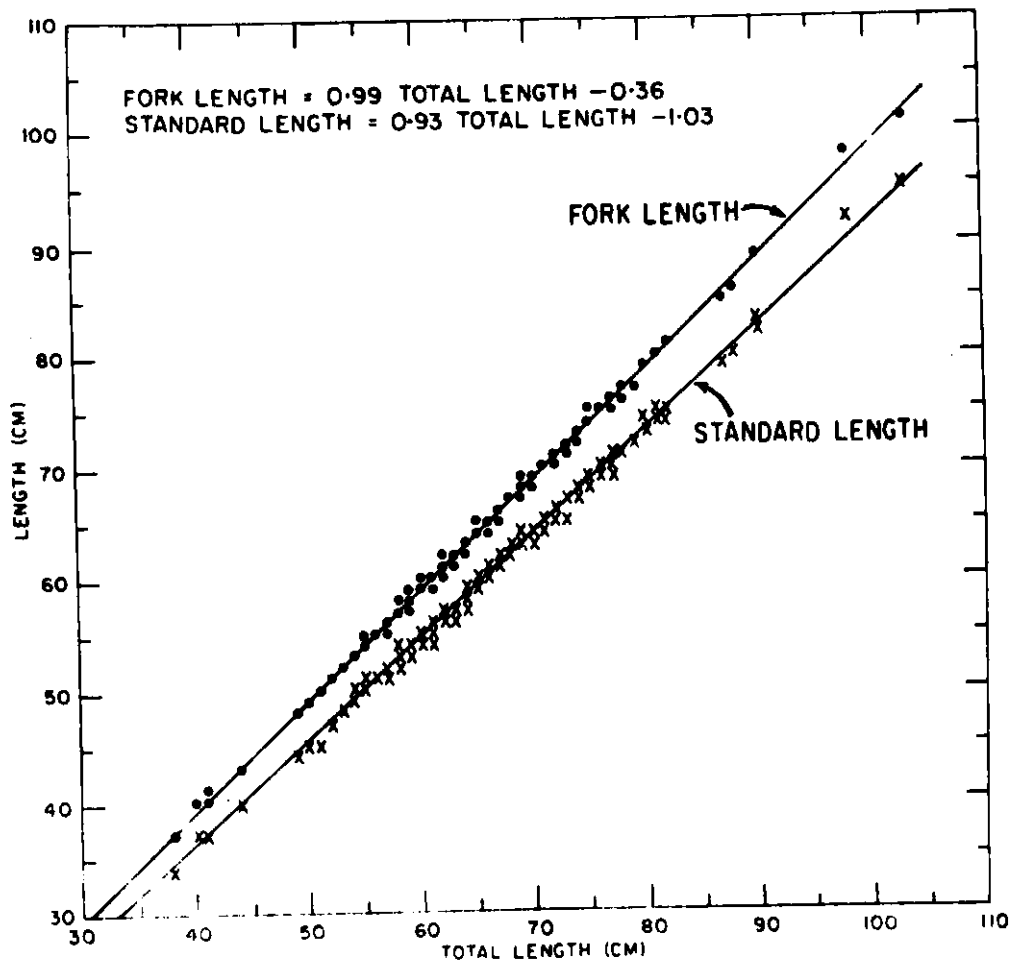


Fig. 3. Regressions of fork and standard lengths on total length of cod from Division 3M.